



Springtime Seasonal Sampler (18" by 24")


Arrange 3 - 6" blocks in a row.
Stich together using 1/4" seams.
Make 3 rows.



Cut 2 - 3 1/2" by 18 1/2".
Add applique of your choice OR
leave blank.



Sew sections together.



LearnHowToQuilt.com

Master Quilting through Online Classes

*Copyright 2020 ABT All Rights Reserved