



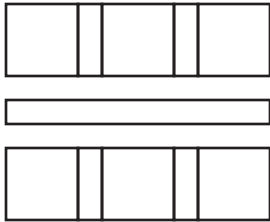
Setting Squares with SASHING



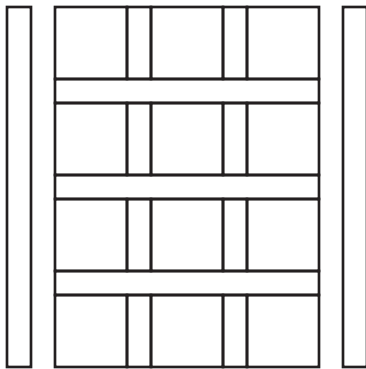
Lay out your blocks. Sashing is usually $\frac{1}{3}$ or less of block's width. Sashing height same as block's height.



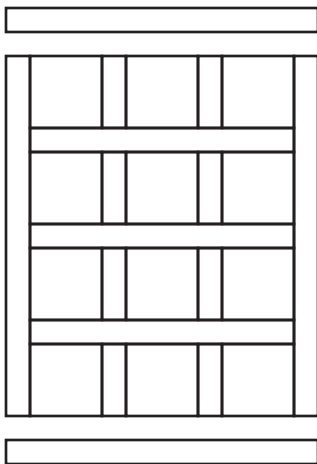
Sew in rows with $\frac{1}{4}$ " seams. Put right sides together and stitch. Press to sashing.




Measure the rows across. Find the average. Cut 3 strips this size.



Sew rows to sashing strips. Press to sashing. Measure through vertical center and cut 2 strips this size. Sew strips to quilt. Press to outside edge.



Measure through horizontal center and cut 2 strips. Sew strips to quilt. Press to outside edge.



LearnHowToQuilt.com

Master Quilting through Online Classes

*Copyright 2019 ABT All Rights Reserved