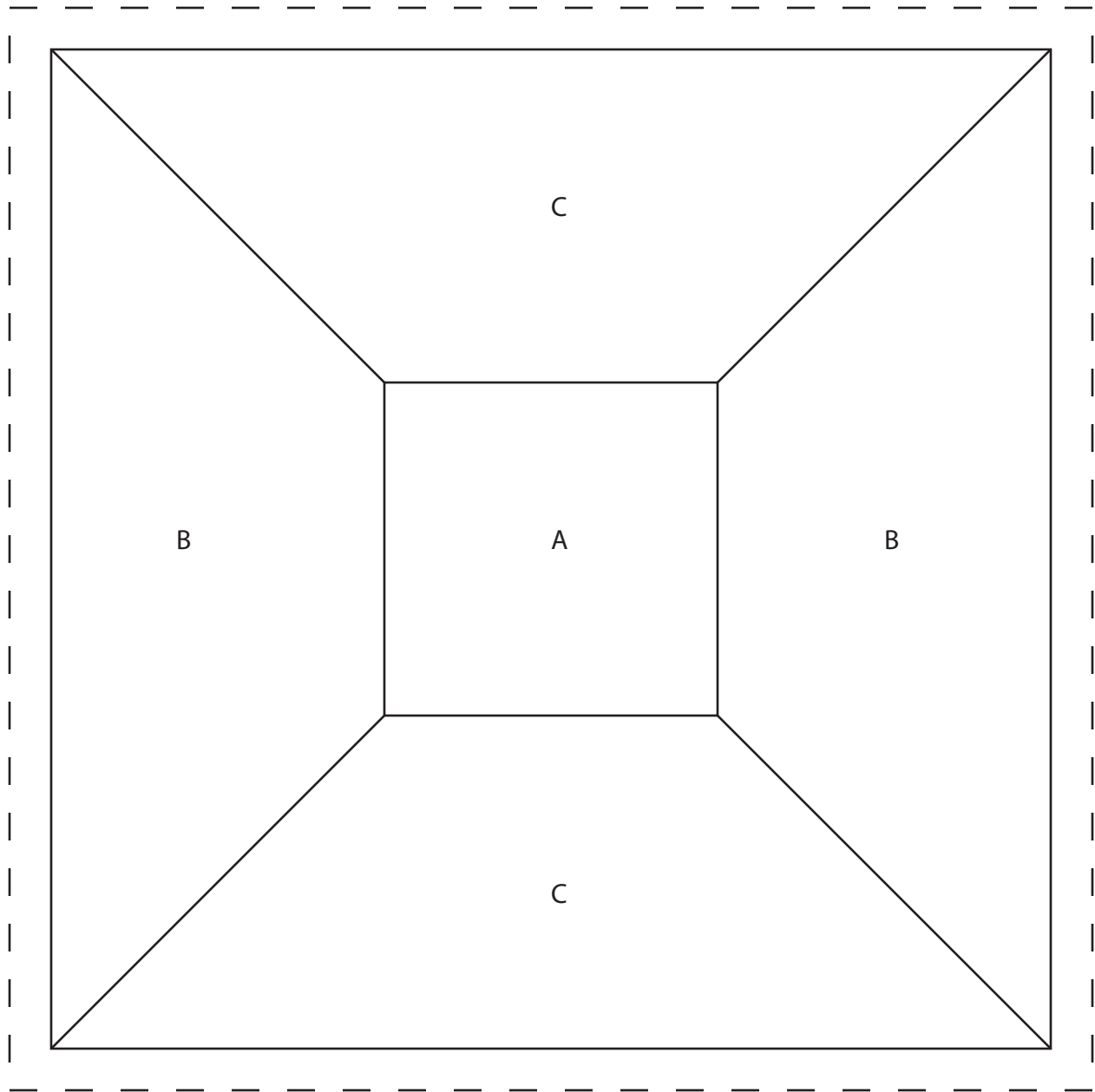


# 6" Picture Frame Block


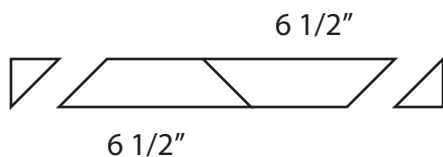


A - Cut 1 square - 2 1/2"

B - Cut 1 strip - 13" by 2 1/2" and then cut one end at a 45 degree angle; measure 6 1/2" over and cut another 45 degree angle; measure 6 1/2" over and cut end at a 45 degree angle

C - Cut 1 strip - 13" by 2 1/2" and then cut one end at a at 45 degree angle; measure 6 1/2" over and cut another 45 degree angle; measure 6 1/2" over and cut end at a 45 degree angle

Cut strips like this:



LearnHowToQuilt.com

Master Quilting through Online Classes

\*Copyright 2012 ABT All Rights Reserved