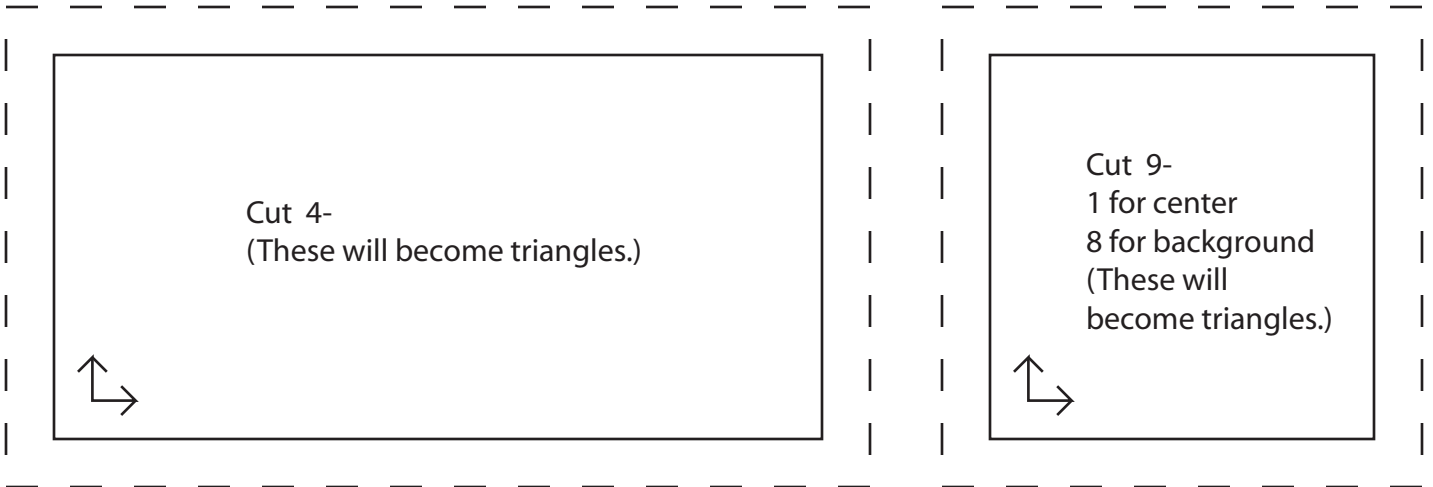


# 6" Spinning Geese Block (pg. 3)


1 inch  
check after  
printing

## Templates:

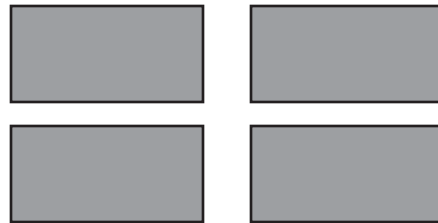


## Rotary Cutting:

Cut nine 2 1/2" squares:

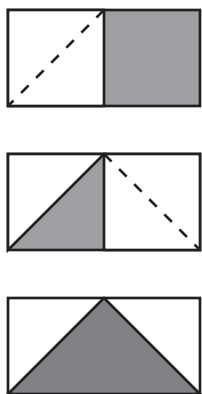


Cut four 2 1/2" by 4 1/2" rectangles:

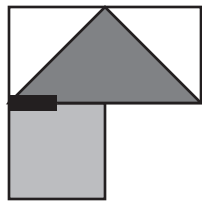


## Sewing and Pressing:

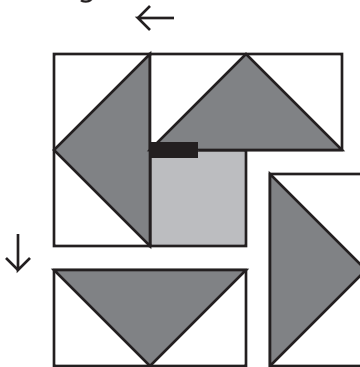
Make four geese units like this:



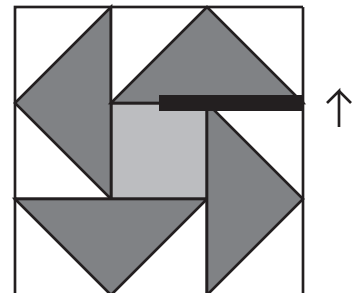
Sew partial seam;  
no pressing.



Sew the rest of the  
geese units. Press.



Sew the rest of the  
partial seam. Press.



LearnHowToQuilt.com

Master Quilting through Online Classes

\*Copyright 2012 ABT All Rights Reserved