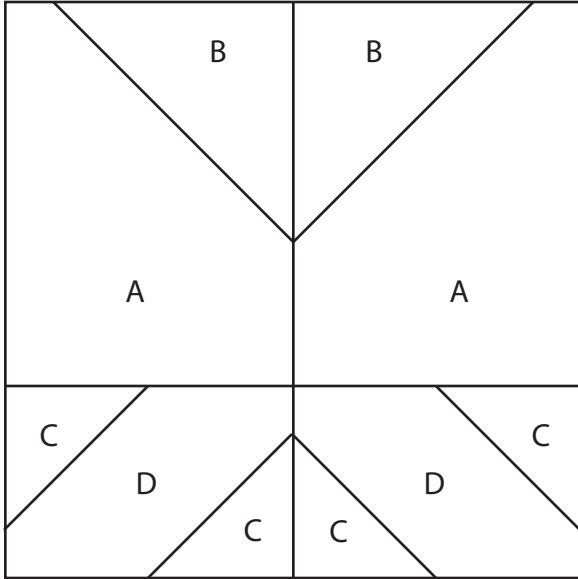
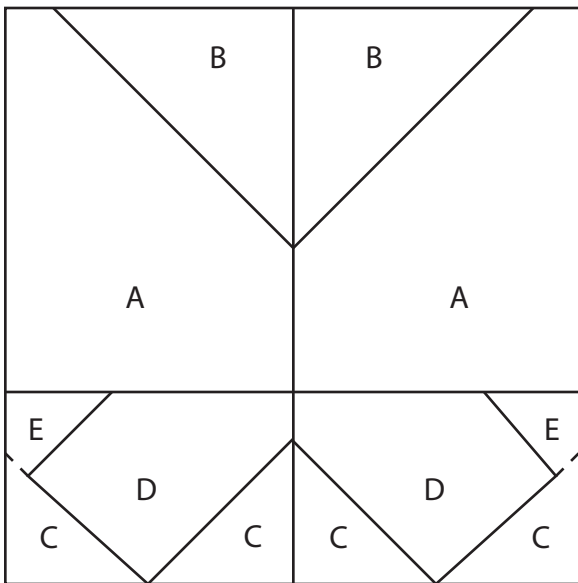


Hand Sewn Butterfly (6" finished)

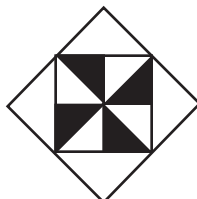
Use Quick Corner Method to sew triangles. Free tutorial at LearnHowToQuilt.com.



- A - cut 2 rectangles 4 1/2" by 3 1/2"
- B - cut 2 squares 3" by 3"
- C - cut 4 squares 2" by 2"
- D - cut 2 rectangles 2 1/2" by 3 1/2"



- A - cut 2 rectangles 4 1/2" by 3 1/2"
- B - cut 2 squares 3" by 3"
- C - cut 4 squares 2" by 2"
- D - cut 2 rectangles 2 1/2" by 3 1/2"
- E - cut 2 squares 1 1/2" by 1 1/2"



LearnHowToQuilt.com

Master Quilting through Online Classes

*Copyright 2021 ABT All Rights Reserved