

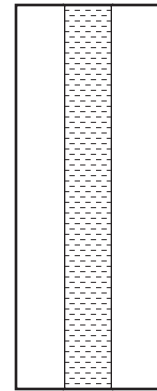
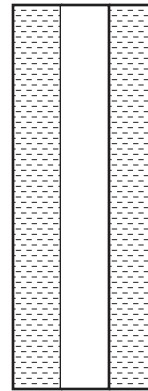
Blooming 9 Patch

(9 Patch With Squares)

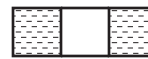
You will sew your strips into strip sets of three. Press and then cut off 2" sections. Sew three of the sections together into a 9 patch block.

You can stop after 4 fabrics or continue on to a larger quilt. Just follow the pattern of the last fabric cut into 5" squares becomes the dominant fabric in the nine patch (5 squares vs. 4).

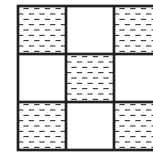
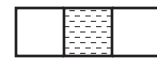
Fabric 1 and 2



Cut 16 - 2" sections

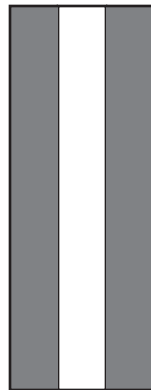



Cut 8 - 2" sections



Make 8


Fabric 2 and 3



Cut 32 - 2" sections


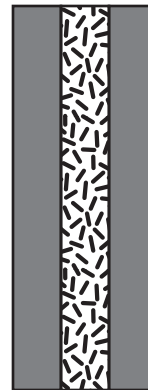


Cut 16 - 2" sections



Make 16


Fabric 3 and 4




Cut 48 - 2" sections



Cut 24 - 2" sections



Make 24



LearnHowToQuilt.com

Master Quilting through Online Classes

*Copyright 2021 ABT All Rights Reserved