


Quick Corner Jar (6" finished size)

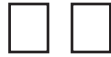
Cutting*:



A - 6 1/2" by 5 1/2"



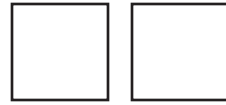
B - 5" by 1 1/2"



C - Cut 2 - 1 1/4" by 1 1/4"



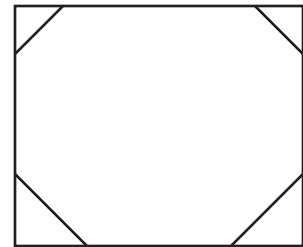
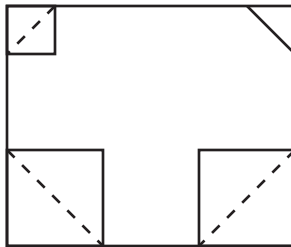
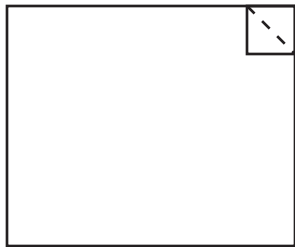
D - Cut 2 Squares @ 1 1/4"



E - Cut 2 Squares @ 2 1/4"

* Pattern pieces NOT drawn to scale.

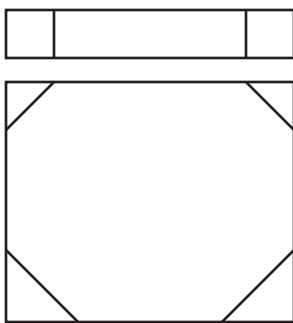

Sewing:



Place D in corner of A with right sides together.
Sew on the diagonal and press back for Quick Corner.
Repeat on each corner; D's on top & E's on bottom.



Using 1/4" seams, sew C's to B.
Press.



Sew lid to jar. Press.

