
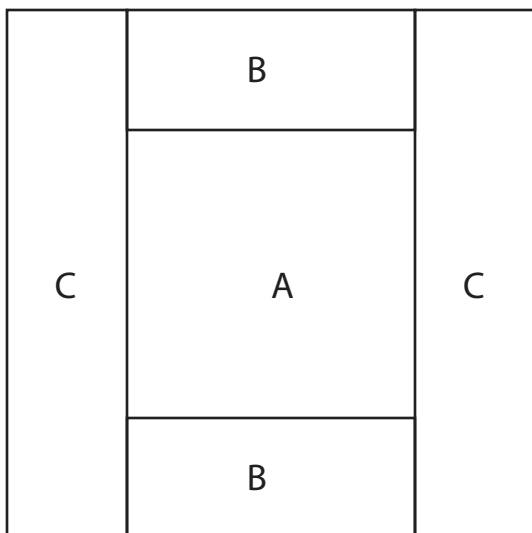


Frame Cover (9 1/2" by 9 1/2" with 6" center)



A - 1 Quilt Square @ 6 1/2" by 6 1/2"
(6" finished size)



B - Cut 2 Rectangles @ 2 1/4" by 6 1/2".

C - Cut 2 Rectangles @ 2 1/4" by 10" .

D - Cut 1 Square @ 10" by 10" .

E - Cut 1 Square @ 10" by 10"

then fold in half with
wrong sides together.



LearnHowToQuilt.com

Master Quilting through Online Classes

*Copyright 2020 ABT All Rights Reserved