










52" Feathered Star

This block is featured in our **Quilt Classes**. (Click on tab at LearnHowToQuilt.com and scroll down the page to Feathered Star.) OR go to LearnHowToQuilt.com at **YouTube** for more information.

Cutting Directions:

	Number Needed		Cutting Size	Finished Size
A -	4 squares		15 3/4"	15 1/4"
B -	1 square cut on both diagonals		22 3/4"	21 1/2" triangles
C* -	8 squares		4"	3 1/2"
D* -	8 diamonds		4" strips	3 1/2" wide
E* -	8 squares (light) cut on diagonal		4 3/8" 	3 1/2" triangles
	- 1 rectangle (light & dark)		13 1/2" by 18"	3 1/2" triangles
	- 1 square (light & dark)		9"	
F* -	1 square		15 1/16"	14 5/8" octagon
G* -	1 square cut on both diagonals		7 1/4"	4 1/4" triangles
	- 2 squares cut on diagonal		5 1/8"	
H* -	8 kites			

* - You will need further explanation on these units. Please refer to the videos in our Feathered Star Series.



LearnHowToQuilt.com

Master Quilting through Online Classes

*Copyright 2023 ABT All Rights Reserved