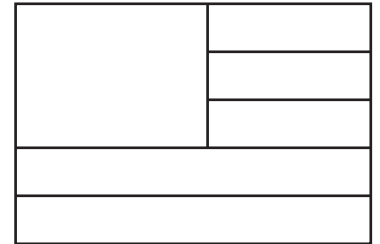
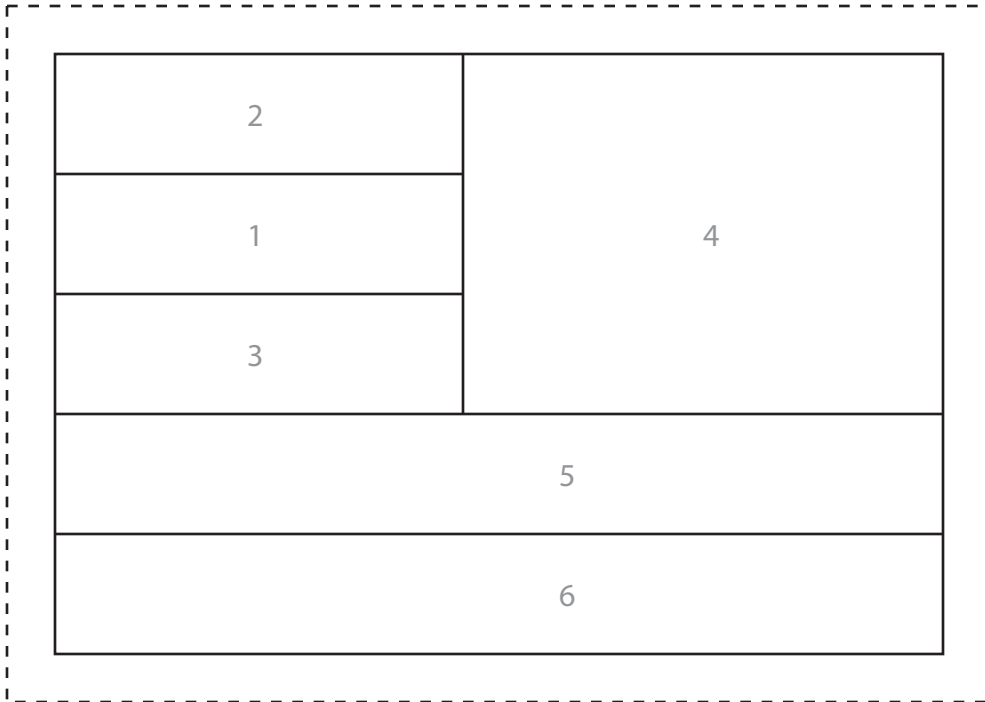


# Paper Pieced FLAG

4 5/8" by 3 1/8"



Patterns are mirror image of final design.

## SUPPLIES:

- Paper pieced pattern
- Card to use to help with folding
- Fabric scraps
- Scissors
- Thread
- Pins
- Iron for pressing


## Hand Sewing:

- needle
- thimble

## Machine Sewing:

- sewing machine

1 inch  
check after  
printing



LearnHowToQuilt.com

Master Quilting through Online Classes

\*Copyright 2021 ABT All Rights Reserved