




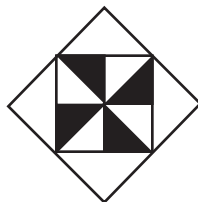


# Blooming Nine Patch

(42 1/2" by 56 1/2" using 5 inch squares)



-  Cut 3 - 5" squares; cut 3 strips @ 2" by 45"
-  Cut 12 - 5" squares; cut 7 strips @ 2" by 45"
-  Cut 20 - 5" squares; cut 12 strips @ 2" by 45"
-  Cut 6 - 7 5/8" squares; and then cut on BOTH diagonals; cut 2 - 4 1/4" squares and cut on diagonal; 8 strips @ 2" by 45"



LearnHowToQuilt.com

Master Quilting through Online Classes

\*Copyright 2021 ABT All Rights Reserved