

Around the World

DIRECTIONS for Strip Sets


BC Strip Set -

B - Cut 1 strip 7" by 28" 

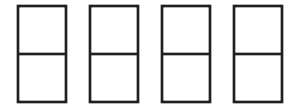
C - Cut 1 strip 7" by 28" 





- Cut 2 strips 7" by 14"  

Sew B to C





Cut 4 - 7" Segments





C - Cut 4 - 7" Squares    

DE Strip Set -


D - Cut 2 strips 7" by 35"  

D - Cut 2 - 7" Squares  


E - Cut 2 strips 7" by 35"  

E - Cut 2 - 7" Squares  

Sew D's to E's



Cut 5 - 7" Segments







FG Strip Set -


F - Cut 2 strips 7" by 14"  

- Cut 1 strip 7" by 28" 


G - Cut 1 strip 7" by 28" 

F - Cut 4 - 7" Squares    

Sew F to G



Cut 4 - 7" Segments



LearnHowToQuilt.com

Master Quilting through Online Classes

*Copyright 2022 ABT All Rights Reserved