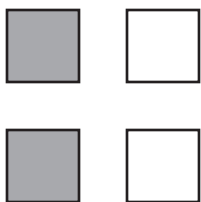


Four Patch (6" finished size)

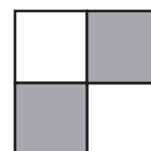
Single Block:



Cut 4 - 3 1/2" squares




Put RST and
sew 1/4" seams.
Press.




Put RST and
match center seam.
Press.

Strip Piecing Multiple Four Patch Blocks:

Cut 1 dark strip 3 1/2" by 44/45"
Cut 1 light strip 3 1/2 by 44/45"



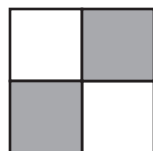
Put RST and stitch 1/4" seam.
Press to the dark.



Cut 3 1/2" units from this strip.



Put RST and stitch 1/4" seam.
Press.



LearnHowToQuilt.com

Master Quilting through Online Classes

*Copyright 2019 ABT All Rights Reserved